

7.3.1 DESCRIPTION

Round U-bolts clamp with plastic saddles can be used with all type of accumulators.

Secure design provides independent mounting on installations. The plastic saddle provided to reduce mechanical vibration, to compensate for shell manufacturing tolerances and to not lie with outward stresses on the connection.

We recommend using a single U-bolt when the length of the accumulator is less than twice the diameter. For greater lengths, we recommend using two or three U-bolts with saddles.

7.3.2 CONSTRUCTION

The all U-bolts are manufactured of galvanized carbon steel in compliance to directive 2002/95/CE (RoHS) for resist to the corrosion, on request they can be supplied in stainless steel version.

The U-bolts are supplied with two hex nuts UNI 5588 CLASS 8 A 2-70 and two washer UNI6592 class 100 HV.

The plastic saddles are manufactured of green polypropylene.



7.3a

7.3.3 U-BOLT ORDER CODE

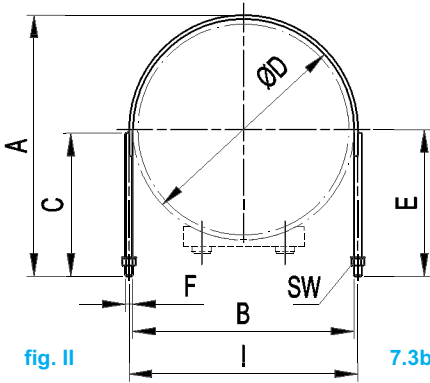
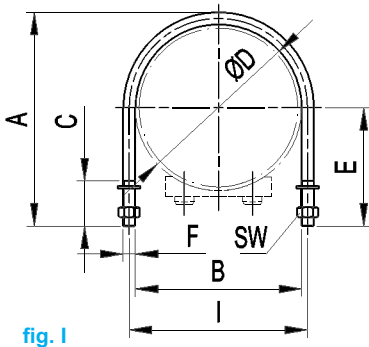


1	Series
	U - bolt = U

3	Material
	Carbon steel galvanized = C
	Stainless steel AISI 316 = X

7.3.4 U-BOLT DIMENSIONS

2	Nominal diameter
	Nominal internal diameter 115 = 115
	130 = 130
	168 = 168
	220 = 220
	312 = 312
	420 = 420
	585 = 585



U-Bolt nominal size	fig.	A	B	C	øD	E	F	I	SW	Weight (Kg)
115	I	149	115	35	115	84	M8	123	13	0,12
130	I	177	140	35	140	99	M8	148	13	0,15
168	I	211	168	45	168	118	M10	178	17	1,74
220	I	282	220	60	220	157	M16	236	24	2,75
312	I	399	324	70	324	217	M20	344	30	2,16
420	I	475	425	75	425	298	M20	445	30	3
585	II	611	585	75	585	308	M20	605	30	3,78

7.3.5 PLASTIC SADDLE ORDER CODE

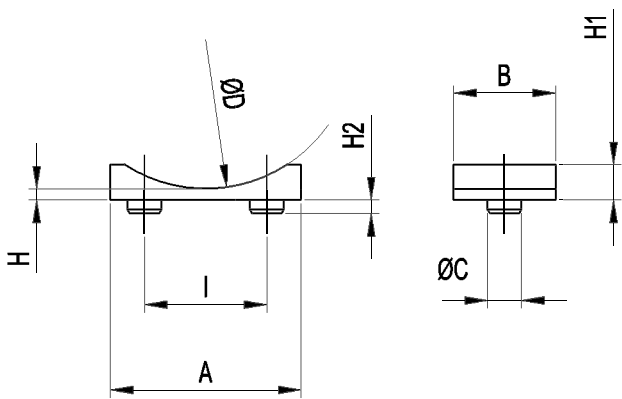


1	Series
	Plastic saddle = P

3	Material
	Green polypropylene = PP Other on request

7.3.6 PLASTIC SADDLE DIMENSIONS

2	Nominal diameter
	Nominal diameter of the tube 114 = 115 133 = 130 168 = 168 219 = 220 316 = 312 419 = 420

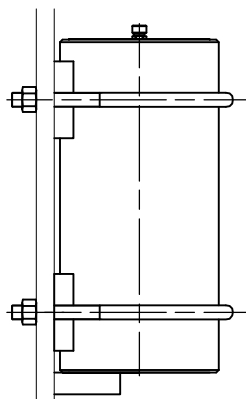


7.3c

Saddles nominal size	A	B	ØC	øD	H	H1	H2	I
115	75	70	15	113	8	17	10	40
130	75	70	15	133	8	17	10	40
168	140	75	25	168	8	26	10	90
220	140	75	25	219	8	26	10	90
312	220	75	30	318	8	32	10	150
420	220	75	30	419	8	32	10	150

7.3.7 MOUNTING

Example for mounting.



7.3c

Reproduction Is Forbidden.
In The Spirit Of Continuous Improvement, Our Products May Be Changed.