


# S Duo 30

TE 50 Cut & Skive

Starter & professional workshop




- 2 in 1
- Easy to use
- Compact
- Economic
- Internal & external skiving with knives
- Electric Brake Motor for Safety
- Dust collectors included
- 2-way rotation
- Scalloped blade

## Standard

## Options



2 dust collectors



Scalloped blade



Cutting rail



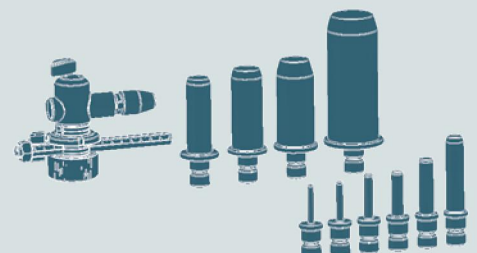
Decoiler

## Technical features

Capacity	2" 4SP
Motor	3 kW
Scalloped blade	Ø 300 mm
Max. hose OD	85 mm
Rotation speed	3000 rpm
Tool selection	External: ESE Internal: IS
Dimensions	835 x 545 x 640 mm - 115 kg
Packing details	800 x 600 x 830 mm - 130 kg
Voltages available	400V 3PH - 230V 3PH



Kit IS



Kit ESE

WWW.TECHMAFLEX.COM

26 av. de la Vertonne - 44120 Vertou - FRANCE  
Tel : + 33 (0)2 400 305 01  
Fax : + 33 (0)2 400 300 17  
info@techmaflex.com