

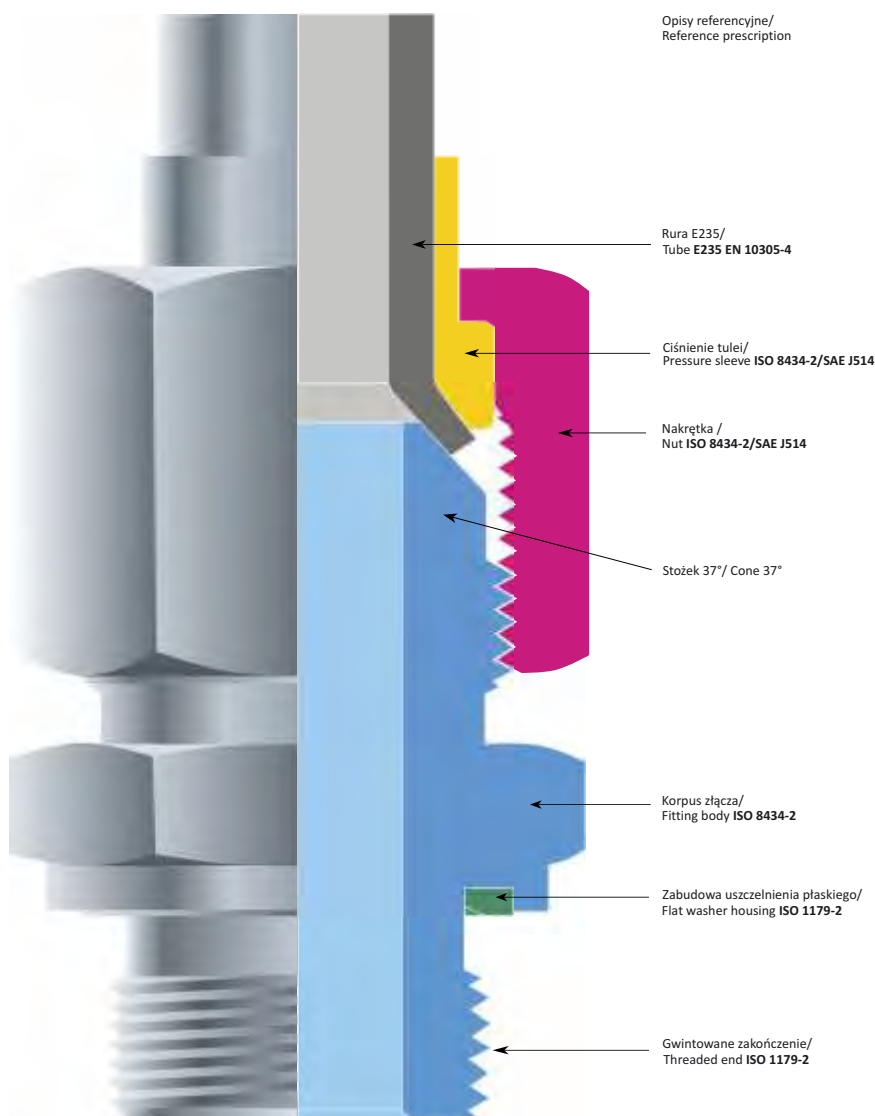


Złącze produkowane zgodnie z normą **ISO 8434-2/SAE J514**, jest złączem mechanicznym tradycyjnie stosowanym w dynamicznych układach wysokociśnieniowych. Uszczelnienie jest wytworzone poprzez kontakt pomiędzy dwoma stożkowymi powierzchniami, pierwsza z nich utworzona na korpusie przyłącza, a druga uzyskana na rurze bezszwowej zimno ciągniętej na skutek rozszerzenia (kielichowania) uzyskanego specjalnymi narzędziami.

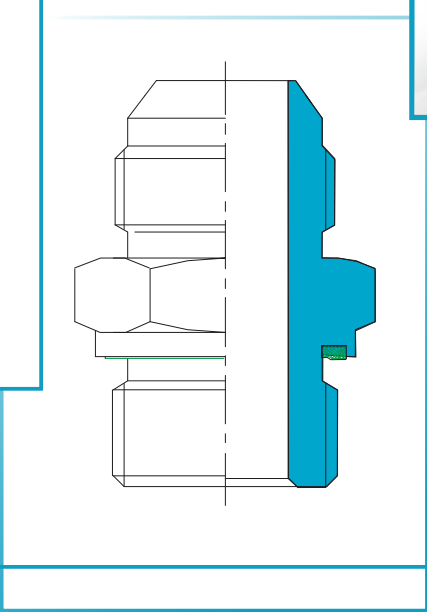

Połączenie między korpusem przyłącza, a (rozszerzoną) kielichowaną rurą 37° gwarantowane jest przez nakrętkę dociskową oraz wewnętrzną tuleję ciśnieniową. Umożliwia to szybki montaż unikając spawania oraz gwintowania, w ten sposób zapewniając maksymalną prostotę dla złożonych systemów hydraulicznych. Ponowne montaż nie zmieniają wydajności połączenia.

The fitting, manufactured according to **ISO 8434-2/SAE J514**, is a mechanical fitting traditionally used for high pressure fluid-dynamic systems. The seal is made by the contact between two conical surfaces, the first created on the fitting body and the second obtained on the cold drawn seamless tube, through flaring obtained with special tools.

The coupling between the body of the fitting and the 37° flared tube is guaranteed by the tightening nut and by the pressure sleeve on the inside. It helps fast assembly of removable tubes, avoids welding and tapping, thus assuring maximum simplicity for complex oleo-dynamic systems. Repeated assemblies do not alter the performance of the coupling.










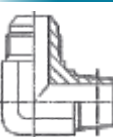

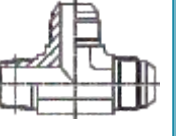
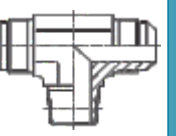
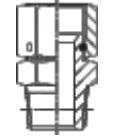
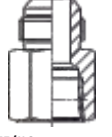


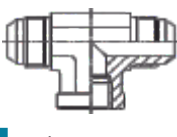

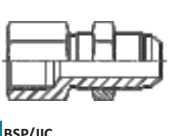
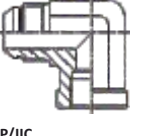
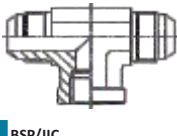
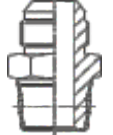

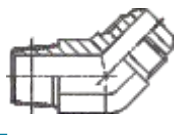
Calowe JIC SAE J514



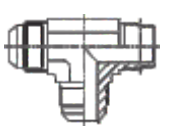
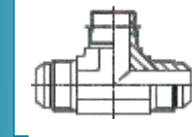

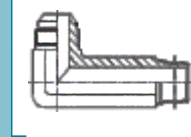

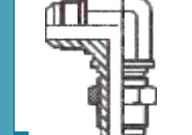


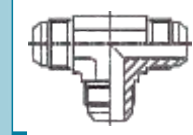
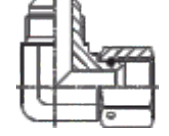
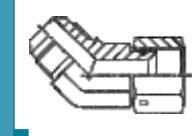
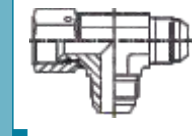
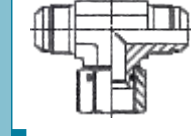
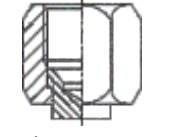


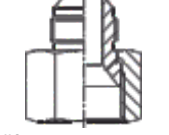
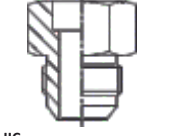
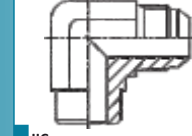
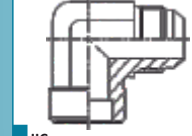

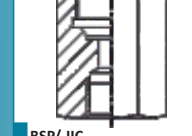
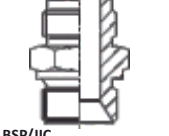
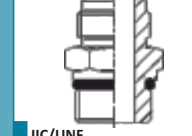
64 strona/ page	5010-__ UNF	5020-__ UNF	5000-__ UNF	20760-__ UNF
	2004-__3 M/UNF	2036-__ M/UNF		
	2045-__3 M/UNF	2048-__3 M/UNF	2051-__3 M/UNF	2054-__3 M/UNF
	2059-__3 M/UNF	2061-__3 M/UNF	2063-__3 M/UNF	2066-__3 M/UNF
68 strona/ page	2003-__3 BSP/UNF	5035-__-__ BSP/UNF		
	2047-__3 BSP/UNF	2050-__3 BSP/UNF	2053-__3 BSP/UNF	5230-__-__ BSP/UNF
71-72 strona/ page	2058-__3 BSP/UNF	2062-__3 BSP/UNF	2065-__3 BSP/UNF	
	2037-__ UNF/JIC	2052-__3 UNF/JIC	2055-__3 UNF/JIC	2064-__3 UNF/JIC





				5190-__	5200-__	75 strona / page			
							UNF/JIC	UNF/JIC	
2022__3	2023__3	2027__3	2072__3	76 strona / page					
					JIC	JIC	JIC	JIC	
					2008__3	2010__3	77 strona / page		
								BSPT/JIC	BSPT/JIC
2012__3	2014__3	2016__3	2038__	77-78 strona / page					
					BSPT/JIC	BSPT/JIC	BSPT/JIC	BSPT/JIC	
2007__3	2019__3	2029__3	2033__3		79 strona / page				
						NPTF/JIC	NPTF/JIC	NPTF/JIC	NPTF/JIC
2006__3	2018__3	2028__3	2032__3	80 strona / page					
						BSP/JIC	BSP/JIC	BSP/JIC	BSP/JIC
					2009__3	2011__3	2013__3	81-82 strona / page	
									NPTF/JIC



81-82 strona/ page	2015__3  NPTF/JIC	2017__3  NPTF/JIC	2039__3  NPTF/JIC	2068__3  NPTF/JIC	
83 strona/ page	5110__  JIC	5130__  JIC	1900__-__  JIC	5100__  JIC	5120__  JIC
84 strona/ page	5060__  JIC	2041__3  JIC	5080__  JIC	5090__  JIC	
85 strona/ page	J608__  UNF/JIC	J605__  UNF/JIC	2075__  UNF/JIC		
86 strona/ page	2034__3  JIC				
87-88 strona/ page	2069__  JIC	2070__  JIC	2071__  JIC		
89 strona/ page	2056__  BSP/JIC	2057__  BSP/JIC			
90 strona/ page	1905__-__  BSP/JIC	1907__-__  JIC/UNF			

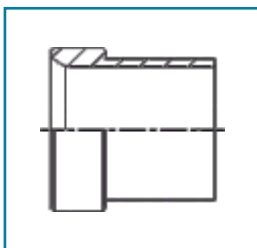




UNF

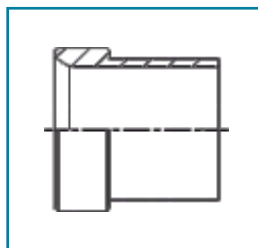
Ø Rura metryczna Tube metric	Ø Rura calowa Tube inch	Gwint Thread A	Ciśnienie Pressure (bar)	5010-__	5020-__	5000-__	20760_
				6	1/4	7/16-20	450
8	5/16	1/2-20	450	5010-08	5020-05	5000-05	207602
10	3/8	9/16-18	350	5010-10	5020-06	5000-06	207603
12	1/2	3/4-16		5010-12	5020-08	5000-08	207604
14	-	7/8-14		5010-14	-	5000-10	-
15	-	7/8-14		5010-15	-	5000-10	-
16	5/8	7/8-14		5010-16	5020-10	5000-10	207605
18	-	1 1/16-12		5010-18	-	5000-12	-
20	3/4	1 1/16-12	290	5010-20	5020-12	5000-12	207606
25	1	1 5/16-12	290	5010-25	5020-16	5000-16	207607
30	-	1 5/8-12	240	5010-30	-	5000-20	-
32	1 1/4	1 5/8-12	240	5010-32	5020-20	5000-20	207608
38	1 1/2	1 7/8-12	240	5010-38	5020-24	5000-24	207609

Pierścień wzmacniający na rurkę metryczną
Sleeve for metric tube



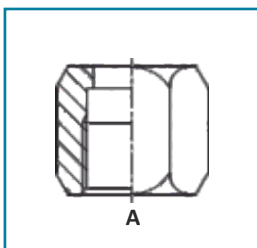
5010-__

Pierścień wzmacniający na rurkę calową
Sleeve for inch tube



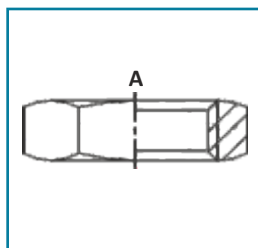
5020-__

Nakrętka z gwintem UNF
Nut- thread UNF



5000-__

Przeciwnakrętka z gwintem UNF
Locknut UNF



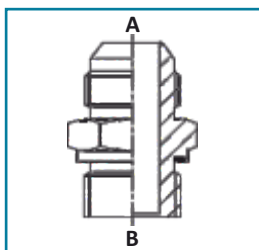
20760_



M/UNF

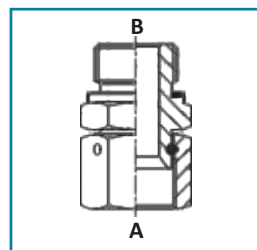
Gwint UNF Thread	Ø Rura metryczna Tube metric	Ø Rura stalowa Tube inch	Gwint M Thread	Ciężnienie Pressure (bar)	2004__3	2036__
					A	B
7/16-20	6	1/4	10x1	350	200401.3	203601
7/16-20	6	1/4	12x1,5		200410.3	203610
1/2-20	8	5/16	10x1		200411.3	203611
1/2-20	8	5/16	12x1,5		200402.3	203602
1/2-20	8	5/16	14x1,5		200412.3	203612
9/16-18	10	3/8	14x1,5		200403.3	203603
9/16-18	10	3/8	16x1,5		200413.3	203613
3/4-16	12	1/2	14x1,5		200414.3	-
3/4-16	12	1/2	16x1,5		200404.3	203604
3/4-16	12	1/2	18x1,5		200415.3	203614
7/8-14	14-15-16	5/8	18x1,5		200416.3	203615
7/8-14	14-15-16	5/8	20x1,5		200417.3	203616
7/8-14	14-15-16	5/8	22x1,5		200405.3	203605
1 1/16-12	18-20	3/4	22x1,5		200418.3	203617
1 1/16-12	18-20	3/4	27x2		200406.3	203606
1 5/16-12	25	1	27x2	200419.3	203618	
1 5/16-12	30-32	1	33x2	200407.3	203607	
1 5/8-12	25	1 1/4	42x2	200408.3	203608	
1 7/8-12	38	1 1/2	48x2	200409.3	203609	

Korpus przyłączki prostej z gwintem M/UNF z uszczelnieniem płaskim
 Male stud coupling with elastomer seal, M/UNF parallel



2004__3

Korpus przyłączki prostej, nastawnej z gwintem M/UNF z uszczelnieniem płaskim
 Male stud coupling with swivel nut and elastomer seal, M/UNF parallel

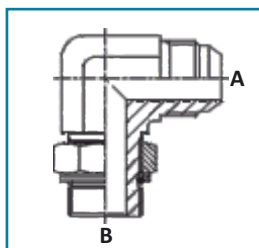


2036__

M/UNF

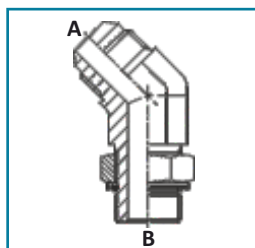
Gwint UNF Thread	Ø Rura metriczna Tube metric	Ø Rura calowa Tube inch	Gwint M Thread	Ciśnienie Pressure (bar)	2045__3	2048 __.3	2051 __.3	2054 __.3
A			B					
7/16-20	6	1/4	10x1	350	204501.3	204801.3	205101.3	205401.3
7/16-20	6	1/4	12x1,5	315	204510.3	204810.3	205110.3	205410.3
1/2-20	8	5/16	10x1	350	204511.3	204811.3	205111.3	205411.3
1/2-20	8	5/16	12x1,5	350	204502.3	204802.3	205102.3	205402.3
1/2-20	8	5/16	14x1,5		204512.3	204812.3	205112.3	205412.3
9/16-18	10	3/8	14x1,5		204503.3	204803.3	205103.3	205403.3
9/16-18	10	3/8	16x1,5		204513.3	204813.3	205113.3	205413.3
3/4-16	12	1/2	14x1,5		-	-	-	-
3/4-16	12	1/2	16x1,5		204504.3	204804.3	205104.3	205404.3
3/4-16	12	1/2	18x1,5		204514.3	204814.3	205114.3	205414.3
7/8-14	14-15-16	5/8	18x1,5		204515.3	204815.3	205115.3	205415.3
7/8-14	14-15-16	5/8	20x1,5		204516.3	204816.3	205116.3	205416.3
7/8-14	14-15-16	5/8	22x1,5		204505.3	204805.3	205105.3	205405.3
1 1/16-12	18-20	3/4	22x1,5	250	204517.3	204817.3	205117.3	205417.3
1 1/16-12	18-20	3/4	27x2		204506.3	204806.3	205106.3	205406.3
1 5/16-12	25	1	27x2		204518.3	204818.3	205118.3	205418.3
1 5/16-12	25	1	33x2	200	204507.3	204807.3	205107.3	205407.3
1 5/8-12	30-32	1 1/4	42x2		204508.3	204808.3	205108.3	205408.3
1 7/8-12	38	1 1/2	48x2		160	204509.3	204809.3	205109.3

Korpus przyłączy kątowej 90° z gwintem M/UNF z uszczelnieniem o-ring, przeciwnakrętką i podkładką
 Adjustable male stud elbow with o-ring and washer, M/UNF parallel



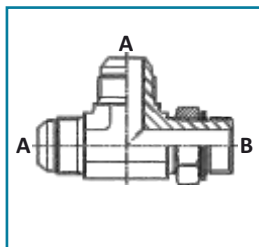
2045__3

Korpus przyłączy kątowej 45° z gwintem M/ UNF z uszczelnieniem o-ring, przeciwnakrętką i podkładką
 45° Adjustable male stud elbow with o-ring and washer, M/UNF parallel



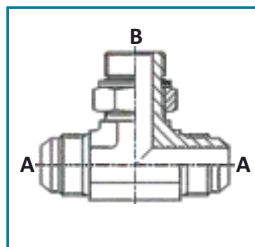
2048__3

Korpus przyłączy trójnikowej (niesymetrycznej) z gwintem M/ UNF z uszczelnieniem o-ring, przeciwnakrętką i podkładką
 Adjustable male stud barrel tee with o-ring and washer, M/UNF parallel



2051__3

Korpus przyłączy trójnikowej (symetrycznej) z gwintem M/ UNF z uszczelnieniem o-ring, przeciwnakrętką i podkładką
 Adjustable male stud branch tee with o-ring and washer, M/UNF parallel

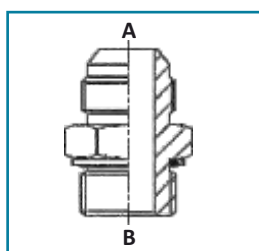


2054__3

M/UNF

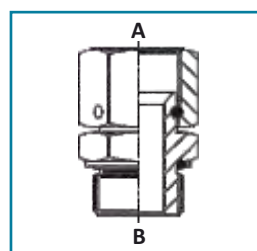
Gwint UNF Thread	Ø Rura metryczna Tube metric	Ø Rura stalowa Tube inch	Gwint M Thread	Ciśnienie Pressure (bar)	2059__3	2061__3	2063__3	Ciśnienie Pressure (bar)	2066__3	
A			B							
7/16-20	6	1/4	10x1	350	205901.3	206101.3	206301.3	350	206601.3	
7/16-20	6	1/4	12x1,5		205910.3	206110.3	-	315	206610.3	
1/2-20	8	5/16	10x1		205911.3	206111.3	206310.3	350	206611.3	
1/2-20	8	5/16	12x1,5		205902.3	206102.3	206302.3	315	206602.3	
1/2-20	8	5/16	14x1,5		205912.3	206112.3	206311.3		206612.3	
9/16-18	10	3/8	14x1,5		205903.3	206103.3	206303.3		206603.3	
9/16-18	10	3/8	16x1,5		205913.3	206113.3	206312.3		206613.3	
3/4-16	12	1/2	14x1,5		205914.3	-	-		-	
3/4-16	12	1/2	16x1,5		205904.3	206104.3	206304.3		206604.3	
3/4-16	12	1/2	18x1,5		205915.3	206114.3	206313.3		206614.3	
7/8-14	14-15-16	5/8	18x1,5		205916.3	206115.3	206314.3		250	206615.3
7/8-14	14-15-16	5/8	20x1,5		205917.3	206116.3	206315.3			206616.3
7/8-14	14-15-16	5/8	22x1,5		205905.3	206105.3	206305.3			206605.3
1 1/16-12	18-20	3/4	22x1,5		205918.3	206117.3	206316.3	206617.3		
1 1/16-12	18-20	3/4	27x2	205906.3	206106.3	206306.3	206606.3			
1 5/16-12	25	1	27x2	205919.3	206118.3	206317.3	206618.3			
1 5/16-12	25	1	33x2	205907.3	206107.3	206307.3	200	206607.3		
1 5/8-12	30-32	1 1/4	42x2	205908.3	206108.3	206308.3	206608.3			
1 7/8-12	38	1 1/2	48x2	205909.3	206109.3	206309.3	160	206609.3		

Korpus przyłączy prostej z gwintem M/UNF z uszczelnieniem o-ring i podkładką
 Male stud coupling with o-ring and washer, M/UNF parallel



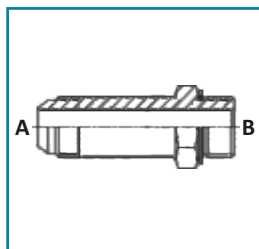
2059__3

Korpus przyłączy prostej nastawnej z gwintem M/UNF z uszczelnieniem o-ring i podkładką
 Male stud coupling with swivel nut o-ring and washer, M/UNF parallel



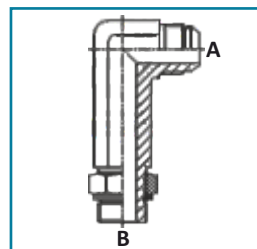
2061__3

Korpus przyłączy prostej z gwintem M/UNF z uszczelnieniem o-ring i podkładką- przedłużona
 Long male stud straight coupling with o-ring and washer, M/UNF parallel



2063__3

Korpus przyłączy kolankowej 90° z gwintem M/UNF z uszczelnieniem o-ring i podkładką- przedłużona
 Long male stud elbow coupling with o-ring and washer, M/UNF parallel



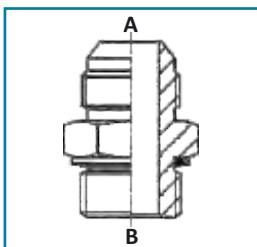
2066__3



BSP/UNF

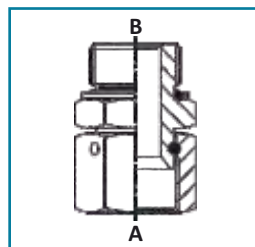
Gwint UNF Thread	Ø Rura metryczna Tube metric	Ø Rura calowa Tube inch	Gwint BSP Thread	Ciśnienie Pressure (bar)	2003__3	5035-__-__
A			B			
7/16-20	6	1/4	1/8	350	200301.3	5035-04-02
7/16-20	6	1/4	1/4		200310.3	5035-04-04
7/16-20	6	1/4	3/8		200311.3	5035-04-06
7/16-20	6	1/4	1/2		200312.3	-
1/2-20	8	5/16	1/8		200302.3	5035-05-02
1/2-20	8	5/16	1/4		200313.3	5035-05-04
1/2-20	8	5/16	3/8		200314.3	5035-05-05
9/16-18	10	3/8	1/8		200315.3	-
9/16-18	10	3/8	1/4		200303.3	5035-06-04
9/16-18	10	3/8	3/8		200316.3	5035-06-06
9/16-18	10	3/8	1/2		200317.3	5035-06-08
3/4-16	12	1/2	1/4		200318.3	5035-08-04
3/4-16	12	1/2	3/8		200304.3	5035-08-06
3/4-16	12	1/2	1/2		200319.3	5035-08-08
3/4-16	12	1/2	3/4		200320.3	-
7/8-14	14-15-16	5/8	3/8		200321.3	5035-10-06
7/8-14	14-15-16	5/8	1/2		200305.3	5035-10-08
7/8-14	14-15-16	5/8	3/4		200322.3	5035-10-12
1 1/16-12	18-20	3/4	3/8		200323.3	-
1 1/16-12	18-20	3/4	1/2		200324.3	5035-12-08
1 1/16-12	18-20	3/4	3/4	200306.3	5035-12-12	
1 1/16-12	18-20	3/4	1	200325.3	5035-12-16	
1 5/16-12	25	1	3/4	200326.3	5035-16-12	
1 5/16-12	25	1	1	200307.3	5035-16-16	
1 5/16-12	25	1	1 1/4	200327.3	5035-16-20	
1 5/8-12	30-32	1 1/4	1	200328.3	5035-20-16	
1 5/8-12	30-32	1 1/4	1 1/4	200308.3	5035-20-20	
1 5/8-12	30-32	1 1/4	1 1/2	200329.3	-	
1 7/8-12	38	1 1/2	1 1/4	200330.3	5035-24-20	
1 7/8-12	38	1 1/2	1 1/2	200309.3	5035-24-24	

Korpus przyłączy prostej z gwintem BSP/UNF z uszczelnieniem płaskim
 Male stud coupling with elastomer seal, BSP/UNF parallel



2003__3

Korpus przyłączy prostej, nastawnej z gwintem BSP/UNF z uszczelnieniem, o-ring i podkładką
 Male stud coupling with swivel nut, o-ring and washer, BSP/UNF parallel



5035-__-__

BSP/UNF

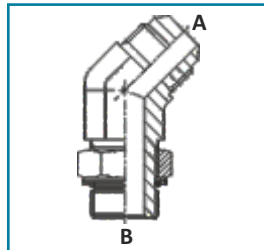
Gwint UNF Thread	Ø Rura metryczna Tube metric	Ø Rura calowa Tube inch	Gwint BSP Thread	Ciśnienie Pressure (bar)	2047 __.3	2050 __.3	2053 __.3	5230-__-__
A			B					
7/16-20	6	1/4	1/8	350	204701.3	205001.3	205301.3	5230-02-04
7/16-20	6	1/4	1/4	315	204710.3	205010.3	205310.3	5230-04-04
7/16-20	6	1/4	3/8	250	204711.3	205011.3	205311.3	5230-06-04
7/16-20	6	1/4	1/2		204712.3	205012.3	205312.3	-
1/2-20	8	5/16	1/8	350	204713.3	205013.3	205313.3	5230-02-05
1/2-20	8	5/16	1/4	315	204702.3	205002.3	205302.3	5230-04-05
1/2-20	8	5/16	3/8	250	204714.3	205014.3	205314.3	5230-05-05
9/16-18	10	3/8	1/8		-	-	-	-
9/16-18	10	3/8	1/4	315	204703.3	205003.3	205303.3	5230-04-06
9/16-18	10	3/8	3/8	250	204715.3	205015.3	205315.3	5230-06-06
9/16-18	10	3/8	1/2		204716.3	205016.3	205316.3	5230-08-06
3/4-16	12	1/2	1/4	315	204717.3	205017.3	205317.3	5230-04-08
3/4-16	12	1/2	3/8	250	204704.3	205004.3	205304.3	5230-06-08
3/4-16	12	1/2	1/2		204718.3	205018.3	205318.3	5230-08-08
3/4-16	12	1/2	3/4		204719.3	205019.3	205319.3	-
7/8-14	14-15-16	5/8	3/8		204720.3	205020.3	205320.3	5230-06-10
7/8-14	14-15-16	5/8	1/2		204705.3	205005.3	205305.3	5230-08-10
7/8-14	14-15-16	5/8	3/4		204721.3	205021.3	205321.3	5230-12-10
1 1/16-12	18-20	3/4	3/8		-	-	-	-
1 1/16-12	18-20	3/4	1/2		204722.3	205022.3	205322.3	5230-08-12
1 1/16-12	18-20	3/4	3/4		204706.3	205006.3	205306.3	5230-12-12
1 1/16-12	18-20	3/4	1		200	204723.3	205023.3	205323.3
1 5/16-12	25	1	3/4	250	204724.3	205024.3	205324.3	5230-12-16
1 5/16-12	25	1	1	200	204707.3	205007.3	205307.3	5230-16-16
1 5/16-12	25	1	1 1/4		204725.3	205025.3	205325.3	5230-20-16
1 5/8-12	30-32	1 1/4	1		204726.3	205026.3	205326.3	5230-16-20
1 5/8-12	30-32	1 1/4	1 1/4		204708.3	205008.3	205308.3	5230-20-20
1 5/8-12	30-32	1 1/4	1 1/2		-	-	-	-
1 7/8-12	38	1 1/2	1 1/4		204727.3	205027.3	205327.3	5230-20-24
1 7/8-12	38	1 1/2	1 1/2	160	204709.3	205009.3	205309.3	5230-24-24

JIC J514



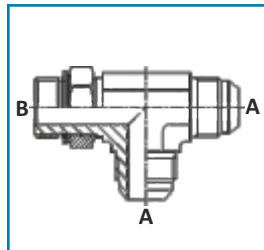


Korpus przyłączy kolankowej 45° z gwintem BSP/ UNF z uszczelnieniem o-ring, przeciwnakrętką i podkładką
45° Adjustable male stud elbow with o-ring and washer, BSP/UNF parallel



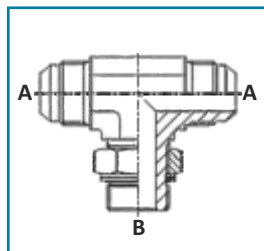
2047 __.3

Korpus przyłączy trójnikowej (niesymetrycznej) z gwintem BSP/ UNF z uszczelnieniem o-ring, przeciwnakrętką i podkładką
Adjustable male stud barrel tee with o-ring and washer, BSP/UNF parallel



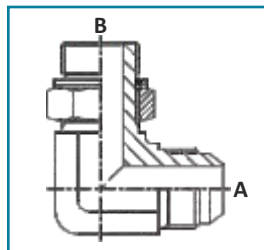
2050 __.3

Korpus przyłączy trójnikowej (symetrycznej) z gwintem BSP/ UNF z uszczelnieniem o-ring, przeciwnakrętką i podkładką
Adjustable male stud branch tee with o-ring and washer, BSP/UNF parallel



2053 __.3

Korpus przyłączy kątowej 90° z gwintem BSP/ UNF z uszczelnieniem o-ring, przeciwnakrętką i podkładką
Adjustable male stud elbow with o-ring and washer, BSP/UNF parallel



5230- __ - __



BSP/UNF

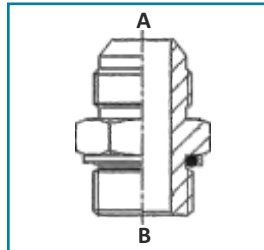
Gwint UNF Thread	Ø Rura metryczna Tube metric	Ø Rura calowa Tube inch	Gwint BSP Thread	Ciśnienie Pressure (bar)	2058__3	Ciśnienie Pressure (bar)	2062__3	Ciśnienie Pressure (bar)	2065__3
A			B						
7/16-20	6	1/4	1/8	350	205801.3	350	206201.3	350	206501.3
7/16-20	6	1/4	1/4		205810.3		206210.3	315	206510.3
7/16-20	6	1/4	3/8		205811.3		-	250	206511.3
7/16-20	6	1/4	1/2	315	205812.3	-	-	206512.3	
1/2-20	8	5/16	1/8	350	205802.3	350	206202.3	350	206513.3
1/2-20	8	5/16	1/4		205813.3		206211.3	315	206502.3
1/2-20	8	5/16	3/8		205814.3		206212.3	250	206514.3
9/16-18	10	3/8	1/8		205815.3		-	-	-
9/16-18	10	3/8	1/4		205803.3		206203.3	315	206503.3
9/16-18	10	3/8	3/8		205816.3		206213.3	250	206515.3
9/16-18	10	3/8	1/2	315	205817.3	315	206214.3	206516.3	
3/4-16	12	1/2	1/4	350	205818.3	350	206215.3	315	206517.3
3/4-16	12	1/2	3/8		205804.3		206204.3	-	206504.3
3/4-16	12	1/2	1/2	315	205819.3	315	206216.3	-	206518.3
3/4-16	12	1/2	3/4		205820.3		-	-	206519.3
7/8-14	14-15-16	5/8	3/8	350	205821.3	350	206217.3	-	206520.3
7/8-14	14-15-16	5/8	1/2	315	205805.3	315	206205.3	250	206505.3
7/8-14	14-15-16	5/8	3/4		205822.3		206218.3	-	206521.3
1 1/16-12	18-20	3/4	3/8	350	205823.3	315	-	-	-
1 1/16-12	18-20	3/4	1/2	315	205824.3	315	206219.3	-	206522.3
1 1/16-12	18-20	3/4	3/4		205806.3		206206.3	-	206506.3
1 1/16-12	18-20	3/4	1	280	205825.3	280	206220.3	200	206523.3
1 5/16-12	25	1	3/4	290	205826.3	290	206221.3	250	206524.3
1 5/16-12	25	1	1	280	205807.3	280	206207.3	-	206507.3
1 5/16-12	25	1	1 1/4	240	205827.3	240	206222.3	-	206525.3
1 5/8-12	30-32	1 1/4	1		205828.3		206223.3	200	206526.3
1 5/8-12	30-32	1 1/4	1 1/4		205808.3		206208.3	-	206508.3
1 5/8-12	30-32	1 1/4	1 1/2		205829.3		-	-	-
1 7/8-12	38	1 1/2	1 1/4		205830.3		206224.3	-	206527.3
1 7/8-12	38	1 1/2	1 1/2		205809.3		206209.3	160	206509.3

JIC J514



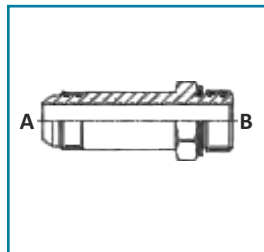


Korpus przyłączy prostej z gwintem BSP/UNF z uszczelnieniem o-ring i podkładką
Male stud coupling with o-ring and washer, BSP/UNF parallel



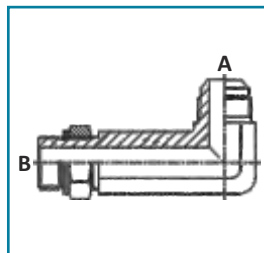
2058__3

Korpus przyłączy prostej przedłużonej z gwintem BSP/UNF z uszczelnieniem o-ring, przeciwnakrętką i podkładką
Long male stud straight coupling with o-ring and washer, BSP/UNF parallel



2062__3

Korpus przyłączy kolankowej 90° przedłużonej z gwintem BSP/ UNF z uszczelnieniem o-ring, przeciwnakrętką i podkładką
Long male stud elbow coupling with o-ring and washer, BSP/UNF parallel



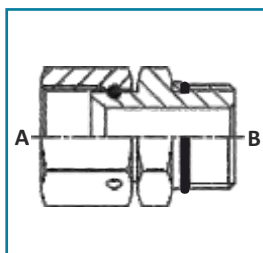
2065__3



UNF/JIC

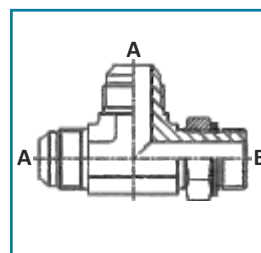
Gwint JIC Thread	Ø Rura metryczna Tube metric	Ø Rura stalowa Tube inch	Gwint UNF Thread	Ciśnienie Pressure (bar)	2037__	2052__3	2055__3	2064__3	2067__3
A			B						
7/16-20	6	1/4	7/16-20	350	203701	205201.3	205501.3	206401.3	206701.3
7/16-20	6	1/4	1/2-20		203710	205210.3	205510.3	206410.3	206710.3
7/16-20	6	1/4	9/16-18		203711	205211.3	205511.3	206411.3	206711.3
7/16-20	6	1/4	3/4-16		-	-	-	-	-
9/16-18	8	5/16	1/2-20		203702	205202.3	205502.3	206402.3	206702.3
9/16-18	8	5/16	9/16-18		-	-	-	-	-
9/16-18	10	3/8	7/16-20		-	-	-	-	-
9/16-18	10	3/8	1/2-20		-	-	-	-	-
9/16-18	10	3/8	9/16-18		203703	205203.3	205503.3	206403.3	206703.3
9/16-18	10	3/8	3/4-16		203712	205212.3	205512.3	206412.3	206712.3
9/16-18	10	3/8	7/8-14		-	-	-	-	-
3/4-16	12	1/2	9/16-18		-	-	-	-	-
3/4-16	12	1/2	3/4-16		203704	205204.3	205504.3	206404.3	206704.3
3/4-16	12	1/2	7/8-14		203713	205213.3	205513.3	206413.3	206713.3
3/4-16	12	1/2	1 1/16-12		203714	205214.3	205514.3	206414.3	206714.3
7/8-14	14-15-16	5/8	3/4-16		203715	205215.3	205515.3	206415.3	206715.3
7/8-14	14-15-16	5/8	7/8-14		203705	205205.3	205505.3	206405.3	206705.3
7/8-14	14-15-16	5/8	1 1/16-12		203716	205216.3	205516.3	206416.3	206716.3
1 1/16-12	18-20	3/4	3/4-16		203717	205217.3	205517.3	206417.3	206717.3
1 1/16-12	18-20	3/4	7/8-14		203718	205218.3	205518.3	206418.3	206718.3
1 1/16-12	18-20	3/4	1 1/16-12	350	203706	205206.3	205506.3	206406.3	206706.3
1 1/16-12	18-20	3/4	1 5/16-21	290	203719	205219.3	205519.3	206419.3	206719.3
1 5/16-12	25	1	7/8-14	290	-	-	-	-	-
1 5/16-12	25	1	1 1/16-12		203720	205220.3	205520.3	206420.3	206720.3
1 5/16-12	25	1	1 5/16-12		203707	205207.3	205507.3	206407.3	206707.3
1 5/16-12	25	1	1 5/8-12	240	203721	205221.3	205521.3	206421.3	206721.3
1 5/8-12	30-32	1 1/4	1 5/16-12		-	-	-	-	-
1 5/8-12	30-32	1 1/4	1 5/8-12		203708	205208.3	205508.3	206408.3	206708.3
1 7/8-12	38	1 1/2	1 5/8-12		-	-	-	-	-
1 7/8-12	38	1 1/2	1 7/8-12		203709	205209.3	205509.3	206409.3	206709.3

Korpus przyłączy prostej nastawnej z gwintem UNF/ JIC z uszczelnieniem o-ring
 Male stud coupling with swivel nut and o-ring, UNF/JIC



2037__

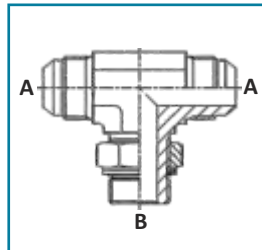
Korpus przyłączy trójnikowej (niesymetrycznej) z gwintem UNF/ JIC z uszczelnieniem o-ringi i przeciwnakrętką
 Adjustable male stud barrel tee with o-ring, UNF/JIC



2052__3

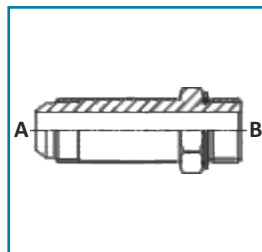


Korpus przyłączy trójnikowej (symetrycznej) z gwintem UNF/ JIC z uszczelnieniem o-ring i przeciwnakrętką
Adjustable male stud barrel tee with o-ring, UNF/JIC



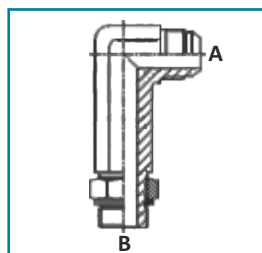
2055__3

Korpus przyłączy prostej przedłużonej z gwintem UNF/ JIC z uszczelnieniem o-ring
Long male stud straight coupling with o-ring, UNF/JIC



2064__3

Korpus przyłączy kolankowej 90°- przedłużonej z gwintem UNF/ JIC z uszczelnieniem o-ring i przeciwnakrętką
Long male stud elbow coupling with o-ring, UNF/JIC



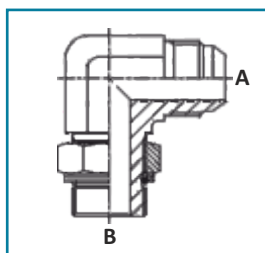
2067__3



UNF/JIC

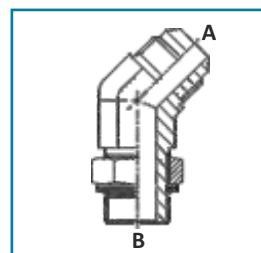
Gwint JIC Thread	Ø Rura metryczna Tube metric	Ø Rura calowa Tube inch	Gwint UNF Thread	Ciężnienie Pressure (bar)	5190-__	5200-__
					A	B
7/16-20	6	1/4	7/16-20	400	5190-04	5200-04
7/16-20	6	1/4	1/2-20		5190-04-05	5200-04-05
7/16-20	6	1/4	9/16-18	350	5190-04-06	5200-04-06
7/16-20	6	1/4	3/4-16		5190-04-08	5200-04-08
1/2-20	8	5/16	1/2-20	400	5190-05	5200-05
1/2-20	8	5/16	9/16-18	350	5190-05-06	5200-05-06
9/16-18	10	3/8	7/16-20		5190-06-04	5200-06-04
9/16-18	10	3/8	1/2-20		5190-06-05	5200-06-05
9/16-18	10	3/8	9/16-18		5190-06	5200-06
9/16-18	10	3/8	3/4-16		5190-06-08	5200-06-08
9/16-18	10	3/8	7/8-14		5190-06-10	5200-06-10
3/4-16	12	1/2	9/16-18		5190-08-06	5200-08-06
3/4-16	12	1/2	3/4-16		5190-08	5200-08
3/4-16	12	1/2	7/8-14		5190-08-10	5200-08-10
3/4-16	12	1/2	1 1/16-12		5190-08-12	5200-08-12
7/8-14	14-15-16	5/8	3/4-16		5190-10-08	5200-10-08
7/8-14	14-15-16	5/8	7/8-14		5190-10	5200-10
7/8-14	14-15-16	5/8	1 1/16-12		5190-10-12	5200-10-12
1 1/16-12	18-20	3/4	3/4-16		5190-12-08	5200-12-08
1 1/16-12	18-20	3/4	7/8-14		5190-12-10	5200-12-10
1 1/16-12	18-20	3/4	1 1/16-12		5190-12	5200-12
1 1/16-12	18-20	3/4	1 5/16-21		5190-12-16	5200-12-16
1 5/16-12	25	1	7/8-14		5190-16-10	5200-16-10
1 5/16-12	25	1	1 1/16-12		5190-16-12	5200-16-12
1 5/16-12	25	1	1 5/16-12		5190-16	5200-16
1 5/16-12	25	1	1 5/8-12	5190-16-20	5200-16-20	
1 5/8-12	30-32	1 1/4	1 5/16-12	5190-20-16	5200-20-16	
1 5/8-12	30-32	1 1/4	1 5/8-12	5190-20	5200-20	
1 7/8-12	38	1 1/2	1 5/8-12	5190-24-16	5200-24-16	
1 7/8-12	38	1 1/2	1 7/8-12	5190-24	5200-24	

Korpus przyłączy kątowej 90° z gwintem UNF/JIC z uszczelnieniem o-ring i przeciwnakrętką
 90° Adjustable male stud elbow with o-ring, UNF/JIC



5190-__

Korpus przyłączy kątowej 45° z gwintem UNF/JIC z uszczelnieniem o-ring i przeciwnakrętką
 45° Adjustable male stud elbow with o-ring, UNF/JIC



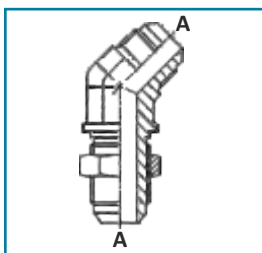
5200-__



JIC

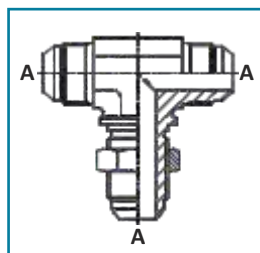
Gwint JIC Thread	Ø Rura metryczna Tube metric	Ø Rura calowa Tube inch	Ciśnienie Pressure (bar)	2022__3	2023__3	2027__3	2072__3
A							
7/16-20	6	1/4	450	202201.3	202301.3	202701.3	207201.3
1/2-20	8	5/16		202202.3	202302.3	202702.3	207202.3
9/16-18	10	3/8	350	202203.3	202303.3	202703.3	207203.3
3/4-16	12	1/2		202204.3	202304.3	202704.3	207204.3
7/8-14	14-15-16	5/8		202205.3	202305.3	202705.3	207205.3
1 1/16-12	18-20	3/4		202206.3	202306.3	202706.3	207206.3
1 5/16-12	25	1	290	202207.3	202307.3	202707.3	207207.3
1 5/8-12	30-32	1 1/4	240	202208.3	202308.3	202708.3	207208.3
1 7/8-12	38	1 1/2		202209.3	202309.3	202709.3	207209.3

Korpus złączki kolankowej 45° z gwintem JIC-grodziowa z przeciwnakrętką
 45° Bulkhead elbow JIC



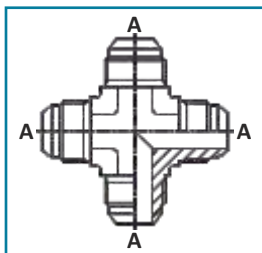
2022__3

Korpus złączki trójnikowej (symetrycznej) z gwintem JIC-grodziowa z przeciwnakrętką
 Bulkhead branch tee JIC



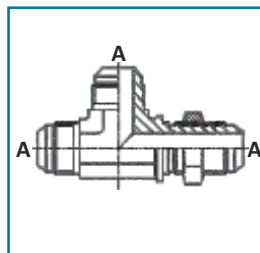
2023__3

Czwórnik- JIC
 Equal cross JIC



2027__3

Korpus złączki trójnikowej (niesymetrycznej) z gwintem JIC-grodziowa z przeciwnakrętką
 Bulkhead barrel tee JIC



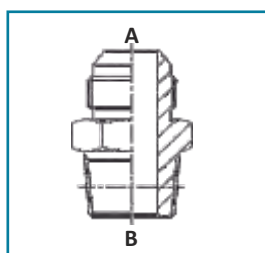
2072__3



BSPT/JIC

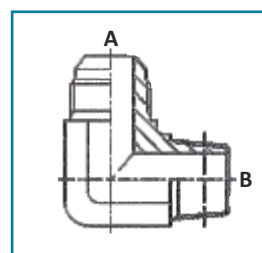
Gwint JIC Thread	Ø Rura metryczna Tube metric	Ø Rura calowa Tube inch	Gwint BSPT Thread	Ciężnienie Pressure (bar)	2008__3	2010__3	2012__3	2014__3	2016__3	2038__
A			B							
7/16-20	6	1/4	1/8	350	200801.3	201001.3	201201.3	201401.3	201601.3	203801
7/16-20	6	1/4	1/4		200810.3	201010.3	201210.3	201410.3	201610.3	203810
1/2-20	8	5/16	1/8		200802.3	201002.3	201202.3	201402.3	201602.3	203802
1/2-20	8	5/16	1/4		200811.3	201011.3	201211.3	201411.3	201611.3	203811
9/16-18	10	3/8	1/8		200812.3	201012.3	201212.3	-	-	-
9/16-18	10	3/8	1/4		200803.3	201003.3	201203.3	201403.3	201603.3	203803
9/16-18	10	3/8	3/8		200813.3	201013.3	201213.3	201412.3	201612.3	203812
9/16-18	10	3/8	1/2		200814.3	201014.3	201214.3	-	-	-
3/4-16	12	1/2	1/4		200815.3	201015.3	201215.3	-	-	203813
3/4-16	12	1/2	3/8		200804.3	201004.3	201204.3	201404.3	201604.3	203804
3/4-16	12	1/2	1/2		200816.3	201016.3	201216.3	201413.3	201613.3	203814
3/4-16	12	1/2	3/4		200817.3	201017.3	201217.3	-	-	-
7/8-14	14-15-16	5/8	3/8		200818.3	201018.3	201218.3	201414.3	201614.3	203815
1 1/16-12	14-15-16	5/8	1/2		200805.3	201005.3	201205.3	201405.3	201605.3	203805
7/8-14	14-15-16	5/8	3/4		200819.3	201019.3	201219.3	201415.3	201615.3	203816
1 1/16-12	18-20	3/4	1/2		200820.3	201020.3	201220.3	201416.3	201616.3	203817
7/8-14	18-20	3/4	3/4		200806.3	201006.3	201206.3	201406.3	201606.3	203806
1 1/16-12	18-20	3/4	1		200821.3	201021.3	201221.3	-	-	203818
1 5/16-12	25	1	3/4		200822.3	201022.3	201222.3	201417.3	201617.3	203819
1 5/16-12	25	1	1		200807.3	201007.3	201207.3	201407.3	201607.3	203807
1 5/8-12	30-32	1 1/4	1	200823.3	201023.3	201223.3	201418.3	201618.3	-	
1 5/8-12	30-32	1 1/4	1 1/4	200808.3	201008.3	201208.3	201408.3	201608.3	203808	
1 7/8-12	38	1 1/2	1 1/4	200824.3	-	-	-	-	-	
1 7/8-12	38	1 1/2	1 1/2	200809.3	201009.3	201209.3	201409.3	201609.3	203809	

Korpus przyłączy prostej z gwintem BSPT/ JIC
 Female stud coupling, BSPT/JIC



2008__3

Korpus przyłączy kolankowej 90° z gwintem BSPT/ JIC
 Male stud elbow, BSPT/JIC

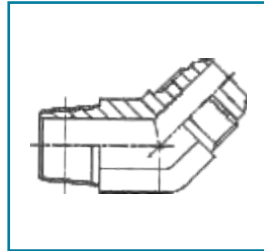


2010__3



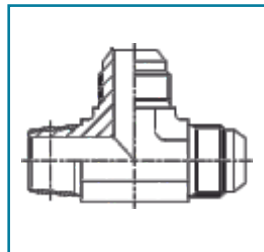


Korpus przyłączy kolankowej 45° z gwintem BSPT/ JIC
Male stud elbow 45°, BSPT/JIC



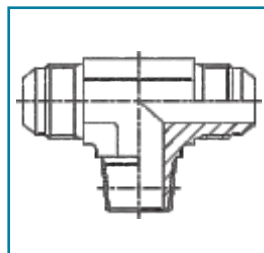
2012__3

Korpus przyłączy trójnikowej (niesymetrycznej) z gwintem BSPT/ JIC
Male stud barrel tee, BSPT/JIC



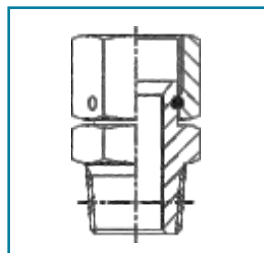
2014__3

Korpus przyłączy trójnikowej symetrycznej z gwintem BSPT/ JIC
Male stud branch tee, BSPT/JIC



2016__3

Korpus przyłączy prostej, nastawnej z gwintem BSPT/ JIC
Male stud coupling with swivel nut, BSPT/JIC



2038__

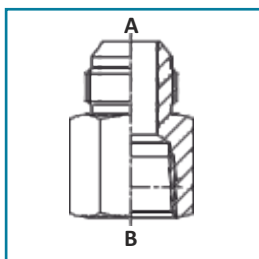


NPTF/JIC

Gwint JIC Thread	Ø Rura metryczna Tube metric	Ø Rura calowa Tube inch	Gwint NPTF Thread	Ciśnienie Pressure (bar)	2007 __.3	2019 __.3	2029 __.3	2033 __.3
A			B					
7/16-20	6	1/4	1/8	350	200701.3	201901.3	202901.3	203301.3
7/16-20	6	1/4	1/4		200710.3	201910.3	202910.3	203310.3
1/2-20	8	5/16	1/8		200702.3	201902.3	202902.3	203302.3
1/2-20	8	5/16	1/4		200711.3	201911.3	202911.3	203311.3
9/16-18	10	3/8	1/8		-	201912.3	202912.3	203312.3
9/16-18	10	3/8	1/4		200703.3	201903.3	202903.3	203303.3
9/16-18	10	3/8	3/8		200712.3	201913.3	202913.3	203313.3
3/4-16	12	1/2	1/4		200713.3	201914.3	202914.3	203314.3
3/4-16	12	1/2	3/8		200704.3	201904.3	202904.3	203304.3
3/4-16	12	1/2	1/2		200714.3	201915.3	202915.3	203315.3
7/8-14	14-15-16	5/8	1/2		200705.3	201905.3	202905.3	203305.3
1 1/16-12	18-20	3/4	1/2		200715.3	201916.3	202916.3	203316.3
1 1/16-12	18-20	3/4	3/4		200706.3	201906.3	202906.3	203306.3
1 5/16-12	25	1	1		290	200707.3	201907.3	202907.3
1 5/8-12	30-32	1 1/4	1 1/4	240	200708.3	201908.3	202908.3	203308.3
1 7/8-12	38	1 1/2	1 1/2		200709.3	201909.3	202909.3	203309.3

Korpus złączki prostej z gwintem wewnętrznym NPTF, zewnętrznym JIC

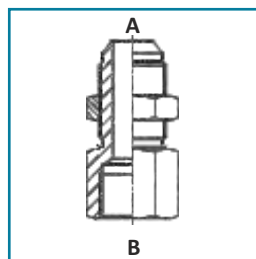
Female NPTF stud coupling, JIC- male



2007 __.3

Korpus złączki prostej grodziowej z gwintem wewnętrznym NPTF, zewnętrznym JIC z przeciwnakrętką

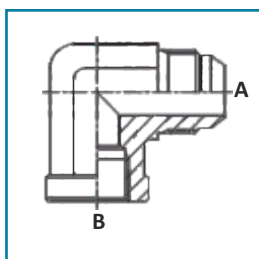
Female NPTF bulkhead connection, JIC- male



2019 __.3

Korpus złączki kolankowej 90° z gwintem wewnętrznym NPTF, zewnętrznym JIC

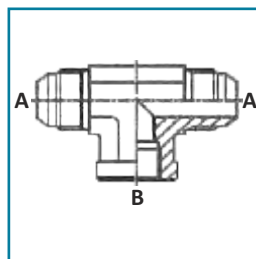
Male JIC stud elbow 45°, NPTF- female



2029 __.3

Korpus złączki trójnikowej (symetrycznej) z gwintem wewnętrznym NPTF, zewnętrznym JIC

Female NPTF stud branch tee, JIC- male

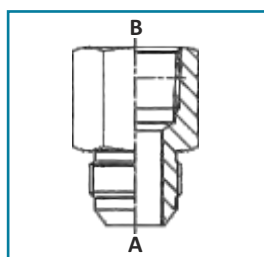


2033 __.3

BSP/JIC

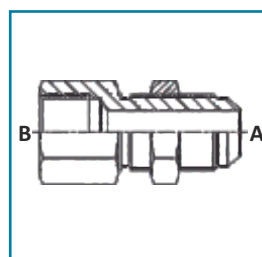
Gwint JIC Thread	Ø Rura metryczna Tube metric	Ø Rura calowa Tube inch	Gwint BSP Thread	Ciśnienie Pressure (bar)	2006__3	2018__3	2028__3	2032__3
A			B					
7/16-20	6	1/4	1/8	350	200601.3	201801.3	202801.3	203201.3
7/16-20	6	1/4	1/4		200610.3	201810.3	202810.3	203210.3
1/2-20	8	5/16	1/8		200602.3	201802.3	202802.3	203202.3
1/2-20	8	5/16	1/4		200611.3	201811.3	202811.3	203211.3
9/16-18	10	3/8	1/8		-	201812.3	202812.3	203212.3
9/16-18	10	3/8	1/4		200603.3	201803.3	202803.3	203203.3
9/16-18	10	3/8	3/8		200612.3	201813.3	202813.3	203213.3
9/16-18	10	3/8	1/2		200613.3	-	-	-
3/4-16	12	1/2	1/4		200614.3	201814.3	202814.3	203214.3
3/4-16	12	1/2	3/8		200604.3	201804.3	202804.3	203204.3
3/4-16	12	1/2	1/2		200615.3	201815.3	202815.3	203215.3
7/8-14	14-15-16	5/8	1/2		200605.3	201805.3	202805.3	203205.3
1 1/16-12	18-20	3/4	1/2		200616.3	201816.3	202816.3	203216.3
1 1/16-12	18-20	3/4	3/4		200606.3	201806.3	202806.3	203206.3
1 5/16-12	25	1	1	290	200607.3	201807.3	202807.3	203207.3
1 5/8-12	30-32	1 1/4	1	240	200617.3	-	202817.3	203217.3
1 5/8-12	30-32	1 1/4	1 1/4		200608.3	201808.3	202808.3	203208.3
1 7/8-12	38	1 1/2	1 1/4		200618.3	-	202818.3	203218.3
1 7/8-12	38	1 1/2	1 1/2		200609.3	201809.3	202809.3	203209.3

Korpus złączki prostej z gwintem wewnętrznym BSP, zewnętrznym JIC
 Female BSP stud coupling, JIC- male



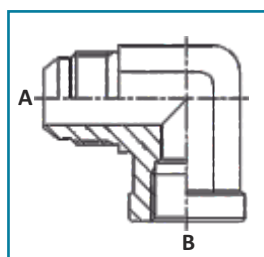
2006__3

Korpus złączki prostej grodziowej z gwintem wewnętrznym BSP, zewnętrznym JIC z przeciwnakrętką
 Female BSP bulkhead connection, JIC- male



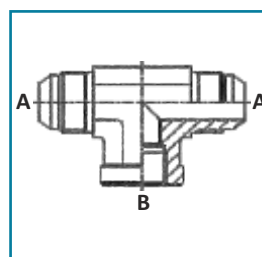
2018__3

Korpus złączki kolankowej 90° z gwintem wewnętrznym BSP, zewnętrznym JIC
 Male JIC stud elbow 90°, BSP- female



2028__3

Korpus złączki trójnikowej (symetrycznej) z gwintem wewnętrznym BSP, zewnętrznym- JIC
 Female BSP stud branch tee, JIC- male



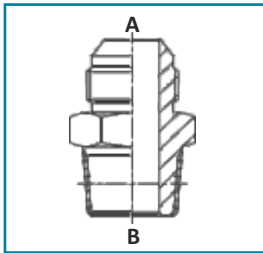
2032__3

NPTF/JIC

Gwint JIC Thread	Ø Rura metryczna Tube metric	Ø Rura calowa Tube inch	Gwint NPTF Thread	Ciężnienie Pressure (bar)	2009__3	2011__3	2013__3	2015__3	2017__3	2039__	2068__3
A			B								
7/16-20	6	1/4	1/8	350	200901.3	201101.3	201301.3	201501.3	201701.3	203901	206801.3
7/16-20	6	1/4	1/4		200910.3	201110.3	201310.3	201510.3	201710.3	203910	206810.3
7/16-20	6	1/4	3/8		200911.3	201111.3	-	-	-	-	-
7/16-20	6	1/4	1/2		200912.3	201112.3	-	-	-	-	-
1/2-20	8	5/16	1/8		200902.3	201102.3	201302.3	201502.3	201702.3	203902	206802.3
1/2-20	8	5/16	1/4		200913.3	201113.3	201311.3	201511.3	201711.3	203911	206811.3
9/16-18	10	3/8	1/8		200914.3	201114.3	201312.3	-	-	203912	206812.3
9/16-18	10	3/8	1/4		200903.3	201103.3	201303.3	201503.3	201703.3	203903	206803.3
9/16-18	10	3/8	3/8		200915.3	201115.3	201313.3	201512.3	201712.3	203913	206813.3
9/16-18	10	3/8	1/2		200916.3	201116.3	201314.3	-	-	203914	206814.3
3/4-16	12	1/2	1/4		200917.3	201117.3	201315.3	-	-	203915	206815.3
3/4-16	12	1/2	3/8		200904.3	201104.3	201304.3	201504.3	201704.3	203904	206804.3
3/4-16	12	1/2	1/2		200918.3	201118.3	201316.3	201513.3	201713.3	203916	206816.3
3/4-16	12	1/2	3/4		200919.3	201119.3	201317.3	-	-	203917	206817.3
7/8-14	14-15-16	5/8	3/8		200920.3	201120.3	201318.3	201514.3	201714.3	203918	206818.3
7/8-14	14-15-16	5/8	1/2		200905.3	201105.3	201305.3	201505.3	201705.3	203905	206805.3
7/8-14	14-15-16	5/8	3/4		200921.3	201121.3	201319.3	201515.3	201715.3	203919	206819.3
1 1/16-12	18-20	3/4	1/2		200922.3	201122.3	201320.3	201516.3	201716.3	203920	206820.3
1 1/16-12	18-20	3/4	3/4		200906.3	201106.3	201306.3	201506.3	201706.3	203906	206806.3
1 1/16-12	18-20	3/4	1		290	200923.3	201123.3	201321.3	-	-	-
1 5/16-12	25	1	3/4	200924.3		201124.3	201322.3	201517.3	201717.3	203921	206821.3
1 5/16-12	25	1	1	200907.3		201107.3	201307.3	201507.3	201707.3	203907	206807.3
1 5/16-12	25	1	1 1/4	240	-	201125.3	-	-	-	-	-
1 5/8-12	30-32	1 1/4	1		200925.3	201126.3	201323.3	201518.3	201718.3	203922	206822.3
1 5/8-12	30-32	1 1/4	1 1/4		200908.3	201106.3	201308.3	201508.3	201708.3	203908	206808.3
1 5/8-12	30-32	1 1/4	1 1/2		-	201127.3	-	-	-	-	-
1 7/8-12	38	1 1/2	1 1/4		200926.3	201128.3	-	-	-	-	-
1 7/8-12	38	1 1/2	1 1/2		200909.3	201109.3	201309.3	201509.3	201709.3	203909	206809.3

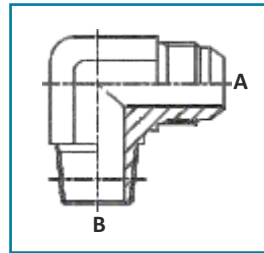


Korpus przyłączy prostej z gwintem NPTF/ JIC
 Female stud coupling, NPTF/JIC



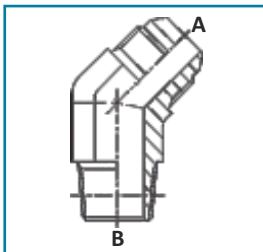
2009__3

Korpus przyłączy kolankowej 90° z gwintem NPTF/ JIC
 Male stud elbow, NPTF/JIC



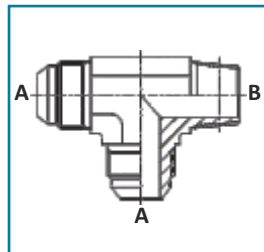
2011__3

Korpus przyłączy kolankowej 45° z gwintem NPTF/ JIC
 45° Male stud elbow, NPTF/JIC



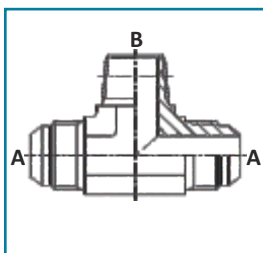
2013__3

Korpus przyłączy trójnikowej (niesymetrycznej) z gwintem NPTF/ JIC
 Male stud barrel tee, NPTF/JIC



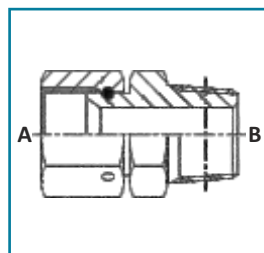
2015__3

Korpus przyłączy trójnikowej (symetrycznej) z gwintem NPTF/ JIC
 Male stud branch tee, NPTF/JIC



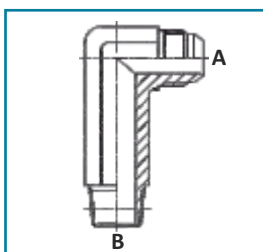
2017__3

Korpus przyłączy prostej, nastawnej z gwintem NPTF/ JIC
 Male stud coupling with swivel nut, NPTF/JIC



2039__

Korpus przyłączy kolankowej 90° przedłużonej z gwintem NPTF/ JIC
 90° Long male stud elbow coupling, NPTF/JIC

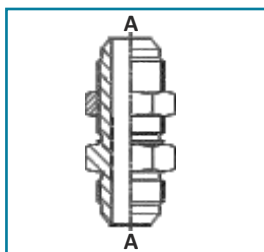


2068__3

JIC

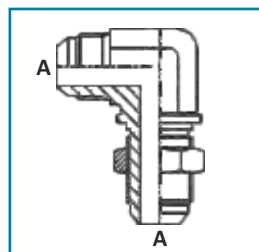
Gwint JIC Thread	Ø Rura metryczna Tube metric	Ø Rura calowa Tube inch	Ciśnienie Pressure (bar)	5110-__	5130-__	1900-__-__	5100-__	5120-__
A								
7/16-20	6	1/4	450	5110-04	5130-04	1900-04-04	5100-04	5120-04
1/2-20	8	5/16		5110-05	5130-05	1900-05-05	5100-05	5120-05
9/16-18	10	3/8	350	5110-06	5130-06	1900-06-06	5100-06	5120-06
3/4-16	12	1/2		5110-08	5130-08	1900-08-08	5100-08	5120-08
7/8-14	14-15-16	5/8		5110-10	5130-10	1900-10-10	5100-10	5120-10
1 1/16-12	18-20	3/4		5110-12	5130-12	1900-12-12	5100-12	5120-12
1 5/16-12	25	1	290	5110-16	5130-16	1900-16-16	5100-16	5120-16
1 5/8-12	30-32	1 1/4	240	5110-20	5130-20	1900-20-20	5100-20	5120-20
1 7/8-12	38	1 1/2		5110-24	5130-24	1900-24-24	5100-24	5120-24

Złączka prosta JIC- grodziowa z przeciwnakrętką
Bulkhead connection JIC



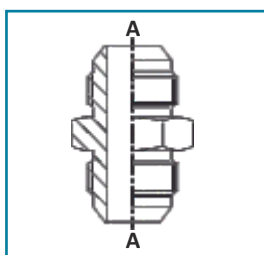
5110-__

Złączka kolankowa 90°- grodziowa z przeciwnakrętką
Bulkhead elbow JIC



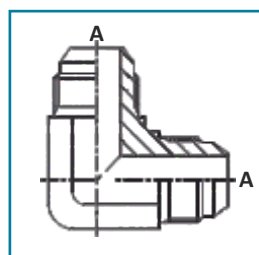
5130-__

Złączka prosta JIC
Straight coupling JIC



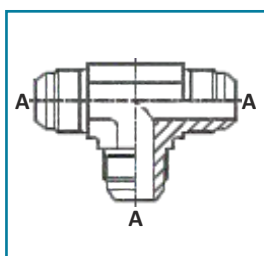
1900-__-__

Złączka kolankowa 90° JIC
Equal elbow JIC



5100-__

Złączka trójkątna JIC
Equal tee JIC



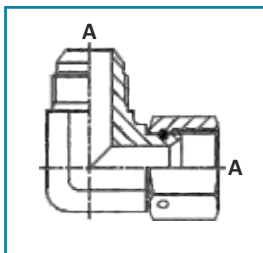
5120-__



JIC

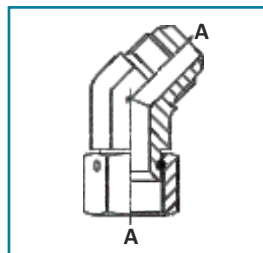
Gwint JIC Thread	Ø Rura metryczna Tube metric	Ø Rura calowa Tube inch	Ciśnienie Pressure (bar)	5060-__	2041__3	5080-__	5090-__
A							
7/16-20	6	1/4	450	5060-04	204101.3	5080-04	5090-04
1/2-20	8	5/16		5060-05	204102.3	5080-05	5090-05
9/16-18	10	3/8	350	5060-06	204103.3	5080-06	5090-06
3/4-16	12	1/2		5060-08	204104.3	5080-08	5090-08
7/8-14	14-15-16	5/8		5060-10	204105.3	5080-10	5090-10
1 1/16-12	18-20	3/4		5060-12	204106.3	5080-12	5090-12
1 5/16-12	25	1	290	5060-16	204107.3	5080-16	5090-16
1 5/8-12	30-32	1 1/4	240	5060-20	204108.3	5080-20	5090-20
1 7/8-12	38	1 1/2		5060-24	204109.3	5080-24	5090-24

Złączka kolankowa 90° nastawna JIC
 90° Adjustable elbow with swivel nut, JIC



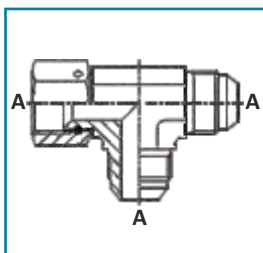
5060-__

Korpus złączki kolankowej 45° nastawnej, z gwintem JIC
 45° Adjustable elbow with swivel nut, JIC



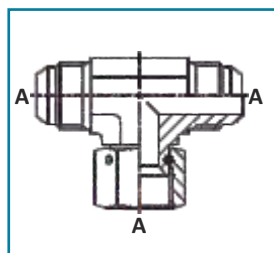
2041__3

Złączka trójnikowa (niesymetryczna)- nastawna JIC
 Adjustable barrel tee with swivel nut, JIC



5080-__

Złączka trójnikowa (symetryczna)- nastawna JIC
 Adjustable branch tee with swivel nut, JIC

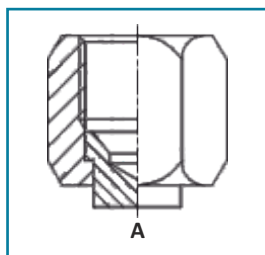


5090-__

UNF/ JIC

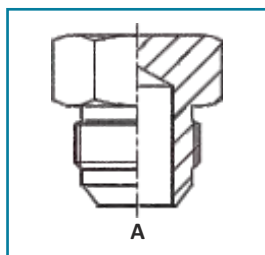
Gwint JIC Thread	Ø Rura metryczna Tube metric	Ø Rura stalowa Tube inch	Ciśnienie Pressure (bar)	J608-__	J605-__	2075__
A						
7/16-20	6	1/4	450	J608-04	J605-04	207501
1/2-20	8	5/16		J608-05	J605-05	207502
9/16-18	10	3/8	350	J608-06	J605-06	207503
3/4-16	12	1/2		J608-08	J605-08	207504
7/8-14	14-15-16	5/8		J608-10	J605-10	207505
1 1/16-12	18-20	3/4		J608-12	J605-12	207506
1 5/16-12	25	1	290	J608-16	J605-16	207507
1 5/8-12	30-32	1 1/4	240	J608-20	J605-20	207508
1 7/8-12	38	1 1/2		J608-24	J605-24	207509

Korek zamykający- gwint wewnętrzny JIC
 Female plug JIC



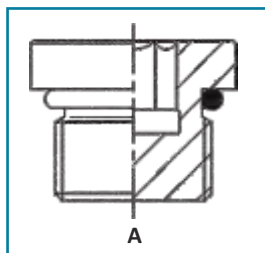
J608-__

Korek zamykający JIC
 Tube plug JIC



J605-__

Korek zamykający pod klucz imbusowy z o-ringiem, gwint UNF
 Closure plug with hexagon socket head and o-ring, UNF



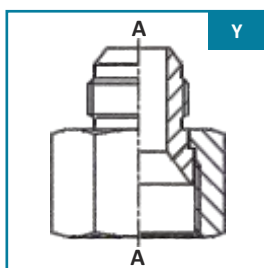
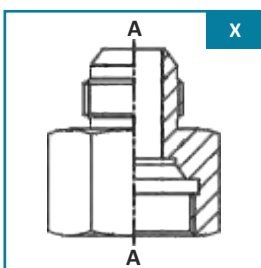
2075__



JIC

Gwint JIC Thread	Ø Rura metryczna Tube metric	Ø Rura metryczna Tube metric	Ø Rura calowa Tube inch	Ø Rura calowa Tube inch	Forma Form	Ciśnienie Pressure (bar)	2034__3
A							
1/2-20	8	6	5/16	1/4	X	450	203401.3
9/16-18	10	6	3/8	1/4	Y	350	203402.3
3/4-16	12	6	1/2	1/4	Y		203403.3
7/8-14	14-15-16	6	5/8	1/4	Y		203404.3
1 1/16-12	18-20	6	3/4	1/4	Y		203405.3
1 5/16-12	25	6	1	1/4	Y	290	203406.3
1 5/8-12	30-32	6	1 1/4	1/4	Y	240	203407.3
1 7/8-12	38	6	1 1/2	1/4	Y		203408.3
9/16-18	10	8	3/8	5/16	X	350	203409.3
3/4-16	12	8	1/2	5/16	Y		203410.3
7/8-14	14-15-16	8	5/8	5/16	Y		203411.3
1 1/16-12	18-20	8	3/4	5/16	Y		203412.3
1 5/16-12	25	8	1	5/16	Y	290	203413.3
1 5/8-12	30-32	8	1 1/4	5/16	Y	240	203414.3
1 7/8-12	38	8	1 1/2	5/16	Y		203415.3
3/4-16	12	10	1/2	3/8	Y	350	203416.3
7/8-14	14-15-16	10	5/8	3/8	Y		203417.3
1 1/16-12	18-20	10	3/4	3/8	Y		203418.3
1 5/16-12	25	10	1	3/8	Y		290
1 5/8-12	30-32	10	1 1/4	3/8	Y	240	203420.3
1 7/8-12	38	10	1 1/2	3/8	Y		203421.3
7/8-14	14-15-16	12	5/8	1/2	X	350	203422.3
1 1/16-12	18-20	12	3/4	1/2	Y		203423.3
1 5/16-12	25	12	1	1/2	Y	290	203424.3
1 5/8-12	30-32	12	1 1/4	1/2	Y	240	203425.3
1 7/8-12	38	12	1 1/2	1/2	Y		203426.3
1 1/16-12	18-20	14-15-16	3/4	5/8	X	350	203427.3
1 5/16-12	25	14-15-16	1	5/8	Y	290	203428.3
1 5/8-12	30-32	14-15-16	1 1/4	5/8	Y	240	203429.3
1 7/8-12	38	14-15-16	1 1/2	5/8	Y		203430.3
1 5/16-12	25	18-20	1	3/4	Y	290	203431.3
1 5/8-12	30-32	18-20	1 1/4	3/4	Y	240	203432.3
1 7/8-12	38	18-20	1 1/2	3/4	Y		203433.3
1 5/8-12	30-32	25	1 1/4	1	Y		203434.3
1 7/8-12	38	25	1 1/2	1	Y		203435.3
1 7/8-12	38	30-32	1 1/2	1 1/4	Y		203436.3

Złączka redukcyjna nastawna z gwintem wewnętrznym, zewnętrznym- JIC
 Adjustable straight male/ female reduction, JIC



2034__

JIC

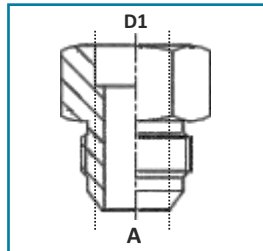
Gwint JIC Thread	Ø Rura metryczna Tube metric	Ø Rura calowa Tube inch	D1	Ciśnienie Pressure (bar)	2069__	2070__	2071__
A							
7/16-20	6	1/4	6	450	206901	-	207101
7/16-20	6	1/4	15		-	207001	-
1/2-20	8	5/16	10		206902	-	207102
1/2-20	8	5/16	15		-	207002	-
1/2-20	8	5/16	16		-	207010	-
9/16-18	10	3/8	10	350	206903	-	207103
9/16-18	10	3/8	12		206910	-	207110
9/16-18	10	3/8	15		-	207003	-
9/16-18	10	3/8	16		-	207011	-
9/16-18	10	3/8	22		-	207012	-
3/4-16	12	1/2	12		206904	-	207104
3/4-16	12	1/2	16		206911	-	207111
3/4-16	12	1/2	18		206912	207014	-
3/4-16	12	1/2	20		-	207004	-
3/4-16	12	1/2	22		-	207013	-
7/8-14	14-15-16	5/8	14		-	-	207112
7/8-14	14-15-16	5/8	16		206905	-	207105
7/8-14	14-15-16	5/8	18		206913	-	207113
7/8-14	14-15-16	5/8	22		206914	207015	207114
7/8-14	14-15-16	5/8	23		-	207005	-
7/8-14	14-15-16	5/8	27		-	207016	-
1 1/16-12	18-20	3/4	18		206915	-	207115
1 1/16-12	18-20	3/4	20		206906	-	207106
1 1/16-12	18-20	3/4	25	206916	-	207116	
1 1/16-12	18-20	3/4	28	-	207006	-	
1 5/16-12	25	1	25	290	206907	-	207107
1 5/16-12	25	1	27		206917	-	-
1 5/16-12	25	1	32		206918	-	207117
1 5/16-12	25	1	35		-	207007	-
1 5/8-12	30-32	1 1/4	30		-	-	207118
1 5/8-12	30-32	1 1/4	32	240	206908	-	207108
1 5/8-12	30-32	1 1/4	38		206919	-	207119
1 5/8-12	30-32	1 1/4	42		-	207008	-
1 7/8-12	38	1 1/2	38		206909	-	207109
1 7/8-12	38	1 1/2	50		-	207009	-

JIC J514



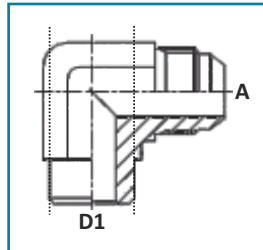


Końcówka do spawania JIC
Female straight welding coupling JIC



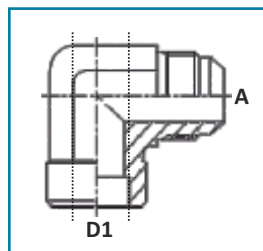
2069__

Końcówka kolankowa 90° do spawania z gwintem JIC
90° Male welding elbow JIC



2070__

Końcówka kolankowa 90° do spawania z gwintem JIC
90° Female welding elbow JIC



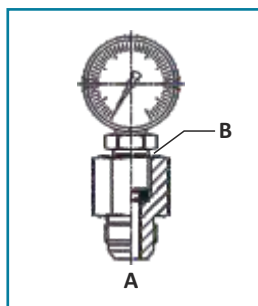
2071__



BSP/ JIC

Gwint JIC Thread	Ø Rura metryczna Tube metric	Ø Rura calowa Tube inch	Gwint BSP Thread	Ciśnienie Pressure (bar)	2056__3
A			B		
7/16-20	6	1/4	1/4	350	205601.3
9/16-18	8	5/16	1/4		205602.3
9/16-18	10	3/8	1/4		205603.3
3/4-16	12	1/2	1/4		205604.3
7/16-20	6	1/4	1/2		205605.3
9/16-18	8	5/16	1/2		205606.3
9/16-18	10	3/8	1/2		205607.3
3/4-16	12	1/2	1/2		205608.3

Korpus złączki pod manometr
 Gauge coupling BSP/JIC- male

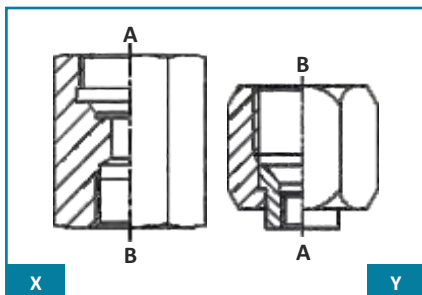


2056__

BSP/ JIC

Gwint JIC Thread	Ø Rura metryczna Tube metric	Ø Rura calowa Tube inch	Gwint BSP Thread	Forma Form	Ciśnienie Pressure (bar)	2057__
A			B			
7/16-20	6	1/4	1/4	X	350	205701
9/16-18	8	5/16	1/4	X		205702
9/16-18	10	3/8	1/4	X		205703
3/4-16	12	1/2	1/4	X		205704
7/8-14	14-15-16	5/8	1/4	X		205705
1 1/16-12	18-20	3/4	1/4	Y		205706
1 5/16-12	25	1	1/4	Y	290	205707
1 5/8-12	30-32	1 1/4	1/4	Y	240	205708
1 7/8-12	38	1 1/2	1/4	Y		205709

Złączka pod manometr gwint wewnętrzny BSP 1/4", wewnętrzny JIC
 Gauge coupling BSP/JIC



2057__



BSP/JIC				JIC/UNF				
Gwint JIC Thread	Ø Rura metryczna Tube metric	Ø Rura calowa Tube inch	Gwint BSP Thread	Ciśnienie Pressure (bar)	1905-__-__	Gwint UNF Thread	Ciśnienie Pressure (bar)	1907-__-__
A			B			B		
7/16-20	6	1/4	1/8	350	1905-02-04	7/16-20	350	1907-04-04
7/16-20	6	1/4	1/4		1905-04-04	1/2-20		1907-04-05
7/16-20	6	1/4	3/8		1905-06-04	9/16-18		1907-04-06
7/16-20	6	1/4	1/2		1905-08-04	-		-
1/2-20	8	5/16	1/8		1905-02-05	-		-
1/2-20	8	5/16	1/4		1905-04-05	-		-
1/2-20	8	5/16	3/8		1905-06-05	-		-
9/16-18	10	3/8	1/4		1905-04-06	9/16-18		1907-06-06
9/16-18	10	3/8	3/8		1905-06-06	3/4-16		1907-08-06
9/16-18	10	3/8	1/2		1905-08-06	-		-
3/4-16	12	1/2	1/4		1905-04-08	3/4-16		1907-08-08
3/4-16	12	1/2	3/8		1905-06-08	7/8-14		1907-08-10
3/4-16	12	1/2	1/2		1905-08-08	1.1/16-12		1907-08-12
3/4-16	12	1/2	3/4		1905-12-08	-		-
7/8-14	14-15-16	5/8	3/8		1905-06-10	3/4-16		1907-10-08
7/8-14	14-15-16	5/8	1/2		1905-08-10	7/8-14		1907-10-10
7/8-14	14-15-16	5/8	3/4		1905-12-10	1.1/16-12		1907-10-12
1.1/16-12	18-20	3/4	1/2		1905-08-12	3/4-16		1907-12-08
1.1/16-12	18-20	3/4	3/4	1905-12-12	7/8-14	1907-12-10		
1.1/16-12	18-20	3/4	1	1905-16-12	1.1/16-12	1907-12-12		
1.1/16-12	18-20	3/4	-	-	1.5/16-12	1907-12-16		
1.5/16-12	25	1	3/4	1905-12-16	1.1/16-12	1907-16-12		
1.5/16-12	25	1	1	1905-16-16	1.5/16-12	1907-16-16		
1.5/16-12	25	1	1.1/4	1905-20-16	1.5/8-12	1907-16-20		
1.5/8-12	30-32	1.1/4	1	1905-16-20	1.5/8-12	1907-20-20		
1.5/8-12	30-32	1.1/4	1.1/4	1905-20-20	1.7/8-12	1907-24-24		
1.7/8-12	38	1.1/2	1.1/4	1905-20-24	-	-		
1.7/8-12	38	1.1/2	1.1/2	1905-24-24	-	-		

Złączka prosta BSP/ JIC
 Straight male connector BSP/ JIC

Przyłączka prosta UNF/ JIC
 Male straight connector UNF/JIC